


## **Amendments to fishing opportunities for 2023 in non-EU waters**


*Published by AGRINFO on 20 Jun 2023*

For more information see the [full record](#) on the AGRINFO website – where you can also view the latest [AGRINFO Update](#) newsletters and [search](#) the database.


## Tables & Figures

Table 1 Amendments to Annex ID		
Country/region and TAC <sup>1</sup>	Old catch limits (mt)	New catch limits (mt)
ICCAT <sup>2</sup> Convention Area north of 5°N		
<b>Albacore</b> ( <i>Thunnus alalunga</i> )		
Ireland	3,174.03	3,398.46
Spain	17,890.00	19,154.93
France	5,626.69	6,024.53
Portugal	1,962.13	2,100.86
<b>EU</b>	<b>28,652.85</b>	<b>30,678.78</b>
Analytical TAC	37,801	37,801
<b>Swordfish</b> ( <i>Xiphias gladius</i> )		
Spain <sup>3</sup>	5,558.59	6,359.36
Portugal <sup>3</sup>	1,010.29	1,155.83
Other Member States (exclusively by-catches) <sup>3</sup>	108.45	129.84
<b>EU</b>	<b>6,677.33</b>	<b>7,645.03</b>
Analytical TAC	13,200	13,200
ICCAT Convention Area south of 5°N		
<b>Albacore</b> ( <i>Thunnus alalunga</i> )		
Spain	870.10	1,051.29
France	286.00	345.49
Portugal	608.90	735.71
<b>EU</b>	<b>1,765.00</b>	<b>2,132.50</b>
Analytical TAC	28,000	28,000
<b>Swordfish</b> ( <i>Xiphias gladius</i> )		
Spain <sup>4</sup>	4,525.88	5,002.72
Portugal <sup>4</sup>	298.12	329.53
<b>EU</b>	<b>4,824.00</b>	<b>5,332.26</b>
Analytical TAC	10,000	10,000
ICCAT Convention Area		
<b>Bigeye tuna</b> ( <i>Thunnus obesus</i> ) <sup>5</sup>		
Spain	7,438.09	8,181.90
France	3,159.38	3,475.31
Portugal	2,823.84	3,106.23
<b>EU</b>	<b>13,421.31</b>	<b>14,763.44</b>
Analytical TAC	62,000	62,000
<p>1 TAC, total allowable catch.</p> <p>2 ICCAT, International Commission for the Conservation of Atlantic Tunas.</p> <p>3 Up to 2.39% may be fished south of 5°N (to be reported separately).</p> <p>4 Up to 3.51% may be fished north of 5° (to be reported separately).</p> <p>5 Catches by purse seiners and longliners with an overall length of 20 metres and above (to be reported separately). Member States must report catches for these vessels on a weekly basis when catches reach 80% of quota.</p>		
 www.agrininfo.eu		

Source: Regulation (EU) [2023/194](#), Annex ID

Table 2 Amendments to Annex IH		
Country/region and TAC <sup>1</sup>	Allowable catch allocation (mt)	Comments
SPRFMO <sup>2</sup> Convention Area		
Toothfishes ( <i>Dissostichus</i> spp.)		
Precautionary TAC	75	Exploratory fisheries only
Jack mackerel ( <i>Trachurus murphyi</i> )		
Analytical TAC	Not relevant	Arts. 3 and 4 of Regulation (EC) No. 847/96 do not apply
Germany	15,280.63	
Netherlands	16,562.63	
Lithuania	10,632.66	
Poland	18,282.08	
<b>EU</b>	<b>60,758.00</b>	
<p>1 TAC, total allowable catch.</p> <p>2 SPRFMO, South Pacific Regional Fisheries Management Organisation.</p>		
 www.agrininfo.eu		

Source: Regulation (EU) [2023/194](#), Annex IH

Table 3 Amendments to Annex IJ		
Country/region	Old catch limits (mt)	New catch limits (mt)
IOTC <sup>1</sup> Area of Competence		
Yellowfin tuna ( <i>Thunnus albacares</i> )		
France	27,736	27,710
Italy	2,367	2,365
Spain	42,943	42,903
Portugal <sup>2</sup>	100	100
<b>EU</b>	<b>73,146</b>	<b>73,078</b>
<p>1 IOTC, Indian Ocean Tuna Commission. 2 Exclusively by-catches.</p>  www.agrininfo.eu		

Source: Regulation (EU) [2023/194](#), Annex IJ

**Disclaimer:** Under no circumstances shall COLEAD be liable for any loss, damage, liability or expense incurred or suffered that is claimed to have resulted from the use of information available on this website or any link to external sites. The use of the website is at the user's sole risk and responsibility. This information platform was created and maintained with the financial support of the European Union. Its contents do not, however, reflect the views of the European Union.